

## PARENT'S GUIDE

HighSchoolSports.net has accurate, complete, and up-to-date scheduling information directly from your school's athletic office.

---

You can access your school's site on HighSchoolSports.net directly from your school's web site, or you can go to [www.HighSchoolSports.net](http://www.HighSchoolSports.net) and choose your state and school.



At the top of the main page of your school's site is the school name and contact information, as well as the local weather report.

2-DAY is a list of events happening in your school today and tomorrow.


Previous Events shows the previous day's events with scores and quick links to Stats and Photographs entered for that game. For more information on how to upload your own photos, click on **BLEACHERS** on HighSchoolSports.net.


---

To see this week's events, click on the **WEEK** tab. To see the entire current month and to view other months, click on the **MONTH** tab. To view a team's schedule, click on **SEASON**.

 adds sports schedules to your RSS Reader or to your own web page.  
 adds sync your schedules to your handheld by way of your desktop calendar including Outlook, Palm, and iCal.

---

When you click on **SEASON** to choose your team; only sport is required. Gender and level are optional. When the team's schedule is displayed, you can print it by clicking on . Clicking on any school's name or facility underlined in blue will take you to MapQuest.com for directions to that school or facility.

To view game stats, click on  next to a game.

---

Get an email or a message on your cell phone or email letting you know that a game has been changed, postponed, or cancelled and when scores, stats, and photographs have been entered by signing up for *Schedule Change Notifications*.

The first step is to sign up and choose the team you want to receive notices for. You will get an email with an "activate" link. You must click on it before you can receive notifications.

Please be sure that you have set your SPAM filter to allow email from both @HighSchoolSports.net and @ScheduleStar.com

You can also add your cell phone or pager number to receive *Schedule Change Notifications*.

---

To make changes to your preferences at HighSchoolSports.net, click on **ACCOUNT MANAGER** in the black bar below the schedules. This is where you can add additional email addresses, cell phones, and add or remove teams from your notifications.

To print a customized calendar, please sign up. Then you will have a "View My Calendar" option to view and print a customized calendar with the sports and schools you need to see.

---

For complete instructions on free HighSchoolSports.net features, please go to HighSchoolSports.net and click on **FAQ**.